



AGENCIA CÓRDOBA
**INNOVAR +
EMPRENDER**



CÓRDOBA
Seguimos haciendo

About Córdoba

Córdoba is the second largest economy of Argentina, contributing to over 10% of the national GDP and hosting more than 8% of the nation's population.



Population
3.8
million



Productive profile

Córdoba is a complex economy with a variety of competitive productive sectors such as **agriculture, food manufacturing, automobile, medical devices, aerospace, ICTs, and tourism**, among others.



12 universities

As the main university district in Argentina, Córdoba hosts 12 universities, with more than 250K students from all over the country.

The Universidad Nacional de Córdoba, founded in 1613, is ranked among the top-40 in Latam and top-5 in Argentina (QS ranking, 2022).



Knowledge Economy

Córdoba understands Knowledge Economy (KoE) as a set of activities characterised by the generation and application of knowledge and technologies for the creation or transformation of products and/or services with high added value.

There are
58,700 companies
in Córdoba.

2,900
are in the Knowledge
Economy.

2.65
researchers
per 1,000
inhabitants
(Argentine rate is 1.99
and Chile is 1.09).

86
technological
centres

9,916
researchers, fellows,
technicians, support
staff, researchers
in companies
and graduate
fellows.

193
R&D groups
and centres.

Over **20**
experimental
stations.

1,939
current
research
projects.

About us

The Córdoba Agency for Innovation and Entrepreneurship is a mixed public-private regional agency in operation since 2017.

Our mission is to contribute to the development of the entrepreneurship and innovation ecosystem in our Province.

We do this through the design and implementation of a broad set of policy instruments.

We are the only regional agency member of the Latin American Network of Innovation Agencies (RELAI).

RELAI is an association of the main national and regional innovation agencies in Latam and the Caribbean, coordinated by the Inter-American Development Bank (IDB).



Public - Private - Academia
articulation for:

**Consensus
building**

**Design of
public policies**

What we do



Financing Programs (co-investment):

- Knowledge Economy Fund
- Biotech Fund
- Bridge Fund (pilot)



Ecosystem Support Programmes:

- Córdoba Incubates
- Acceleration and Scaling
- Angel Investment
- Córdoba Connections



Open Innovation Programs:

- Agtech Innovation Hub
- Collaborative Innovation Program
- Common innovation challenges



Data IE:

An initiative created by our Agency to provide relevant information on the status, evolution and main trends of the innovation and entrepreneurship ecosystem in the Province of Córdoba.

Main Indicators

23 programs and initiatives

+400
incubated startups

+70
co-invested startups

+100
accelerated startups

8
funds

+40
organizations

+20 incubators

7 accelerators

10 chambers and clusters



Co-invested startups since 2017

74 Startups

USD **2,4**
millones

Agency investment

USD **5,3**
millones

Private sector
investment (angels and
funds)

2,2

Private-Public
Investment ratio

USD **242**
millones

Total portfolio valuation

3 startups returned
funds

USD **42.500**

44%

raised capital after
Agency investment

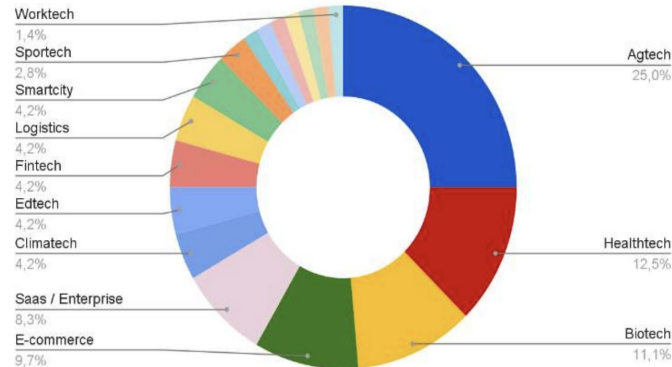
55%

Startups
exported

Average
employment

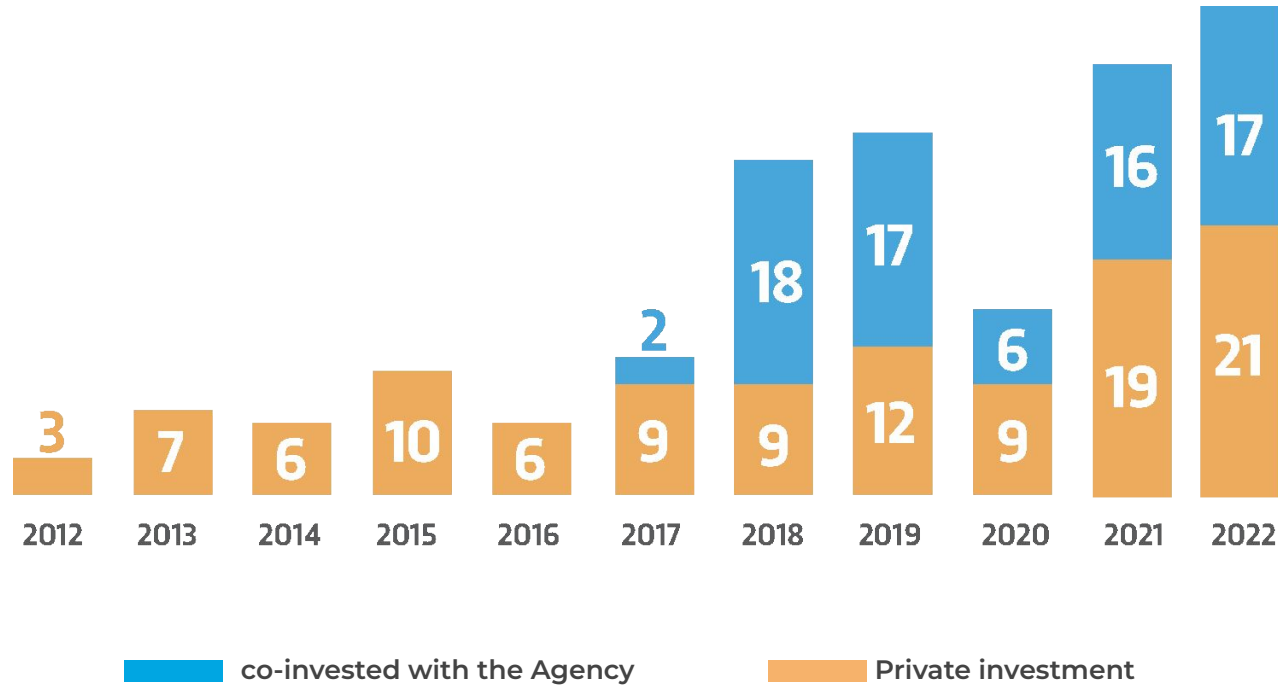
16

Startups coinvertidas según vertical






Agency Impact on Entrepreneurial Capital

Evolution of the number of **transactions** according to **Agency participation** (2017-2022)



Evolution of Córdoba's Entrepreneurship and Innovation Ecosystem

| Key Variable | KPIs (key performance indicators) | 2016 | 2022* |
|--|---|------------|-------------|
|  Density | Start-ups in Córdoba | - | +270 |
| | Business Incubators | 7 | +20 |
|  Culture | Venture capital organisations, accelerators, angel networks and clubs | 2 | 7 |
| | | | |
| KPIs (key performance indicators) | | 2012- 2016 | 2017-2022* |
|  Capital | Transactions | 32 | 131 |
| | Investment of at least US\$ 1 million | 4 | 10 |
| | invest-to-exit-type ventures | 3 | 5 |

In the first half of 2022, start-ups raised more than **US\$35 million, representing 53%** of the amount invested in the last 5 years.

Impact of Co-invested Ventures on the Economy

Total number of co-invested startups | **64**

2,75 Investment ratio



X6

investment multiplier in rounds subsequent to the Agency's contribution

21 capital raising startups

| | |
|--|------|
| Employment (includes founders) | n:64 |
| Number of jobs created | 636 |
| Average employment (jobs) per startups | 10 |



**Towards an ecosystem of
innovation and
entrepreneurship with impact
and global scale.**